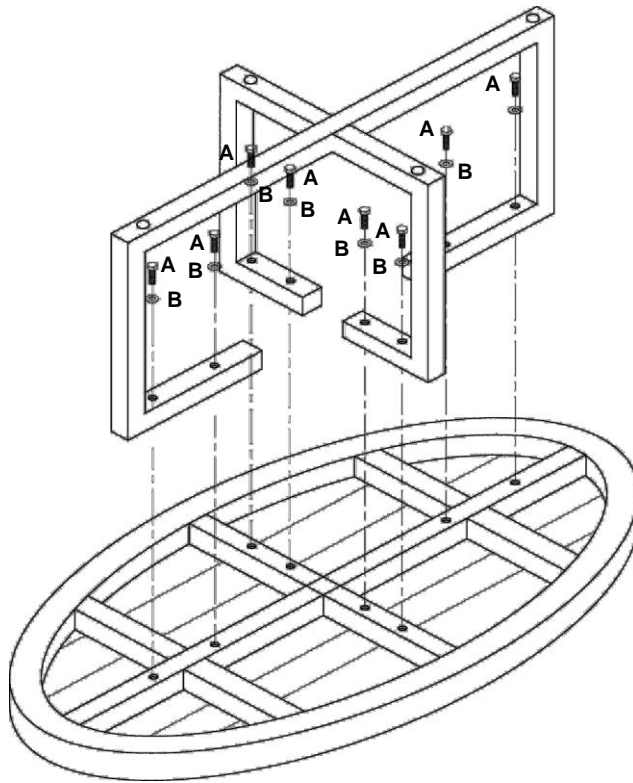





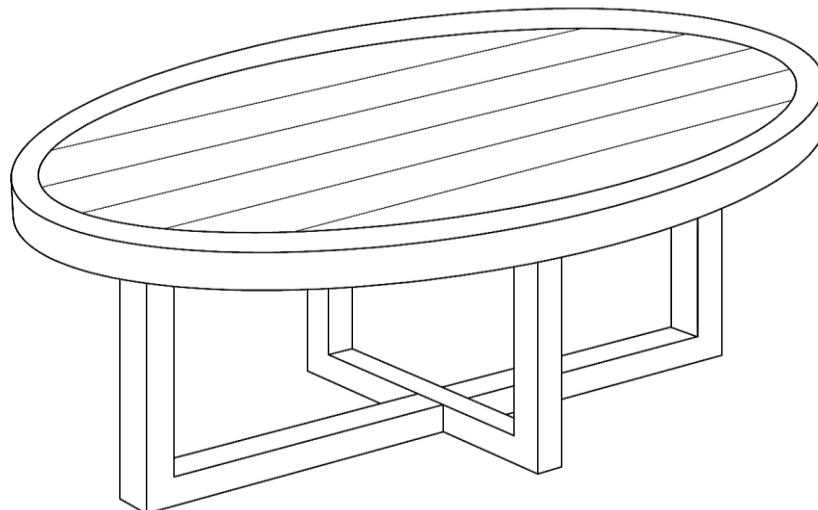
1



HARDWARE			QUANTITY
A	Bolt Φ 10 x 60		8
B	Washer Φ 11 x 20 x 1.8		8
C	Ring Spanner K17 x 25 x 135		1

We suggest to place the table upside down on a blanket to protect it from scratching.  
Attach the metal legs using bolt (A) and washer (B)

2



Tightening all bolts by using ring spanner (C), do not use power tool.  
Carefully turn the table over on to its feet, and fully tighten all bolts.

— FINISH —

**RECLAIMED** is the trading brand of PGT RECLAIMED (INTERNATIONAL) LTD who is the owner of this assembly instruction. No person or organization is permitted to reproduce or modify under any circumstances wherever and however displayed without written permission.