

001 CHAIR INSTALLATION

components

parts

A

cushion



×1

①

screw1



M8*25

×4

②

screw2



M8*55

×4

B

front leg



×2

③

shim



φ17*1.2-φ8

×8

④

allen key



M6

×1

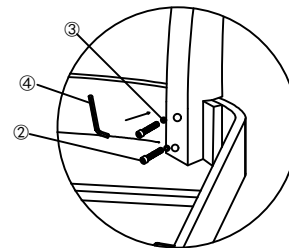
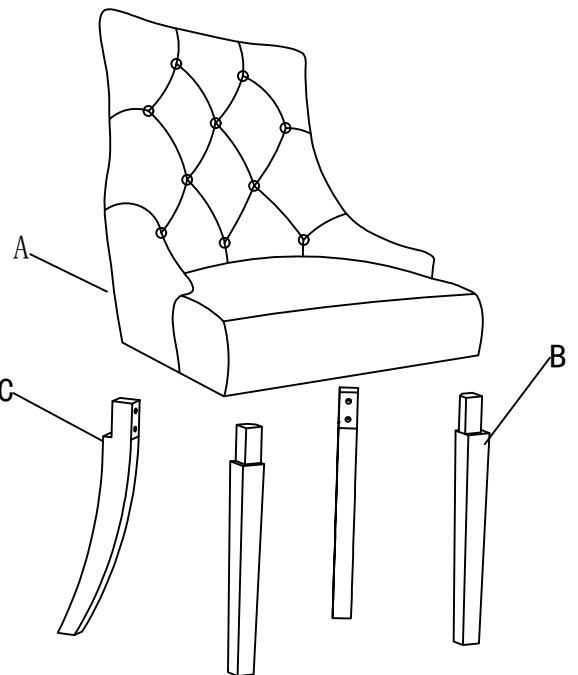
C

rear leg

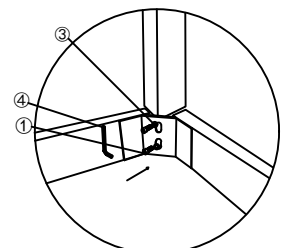


×2

2



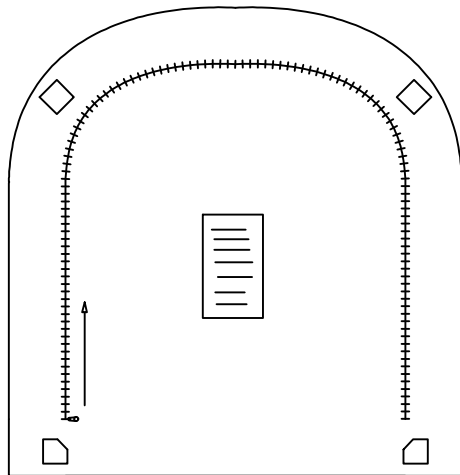
rear leg



front leg


2 put the right legs into right position same as above schematic

1



1 open zipper under chair

3



3 close zipper and finish

Noted :1-Front leds with adjusters

2-Please complete fix screws till making sure chair steady