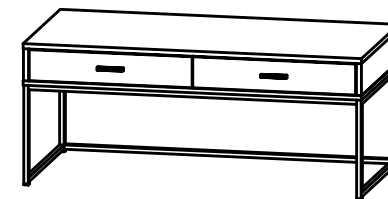


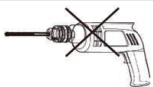



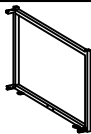

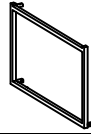


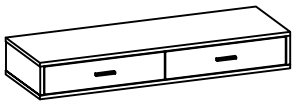




## Assembly Instructions for item : 20190132

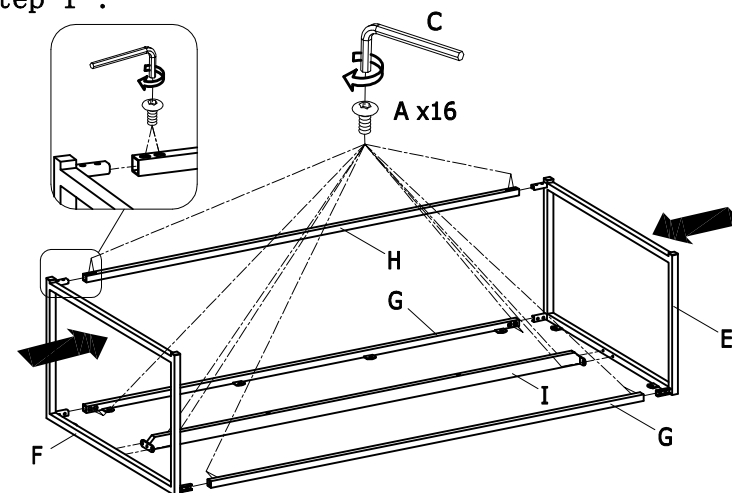
Thank you for choosing Martinsen Furniture. The Martinsen Furniture is constructed of real hardwood and resonance dampening MDF.

**Safety Warning :** if you do not understand these direction or have any doubt about the safety of installation, Check carefully to make sure that there are no missing or defective parts. Our customer service representatives can quickly assist you with installation question and missing or damage parts. Replacement parts for products purchase through authorized dealer will be shipped directly to you. Never use defective parts. Improper installation may cause damage or serious injury.

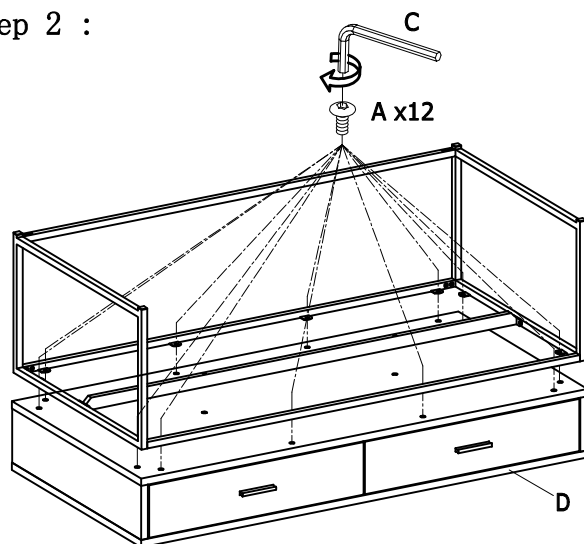


	SKETCH	QTY		SKETCH	QTY	 DO NOT USE EL DRILL   "15" min
A	 1/4"x12mm	28	E		1	
B	 1/4"x42mm	2	F		1	
C		1	G		2	
D		1	H		1	
			I		1	

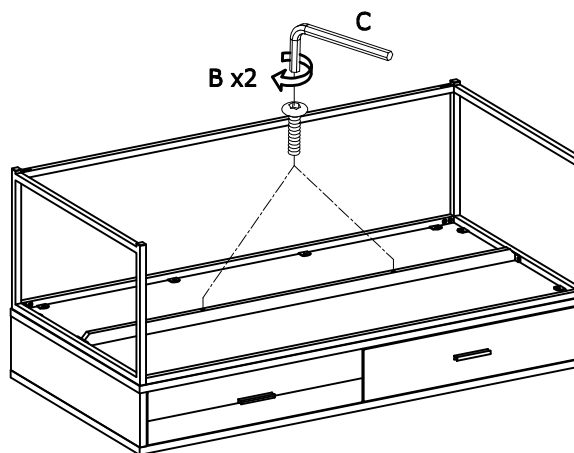
Step 1 :



Step 2 :



Step 3 :



Step 4 :

