


You need



0.5 hours




2 people




Place your product on a soft surface when mounting

Assembly instruction


Miami




1,5/2-Seater with 1 armrest L/R



1,5/2-seater without armrests




1,5/2-Seater with 2 armrests



Corner C90



Open end L/R

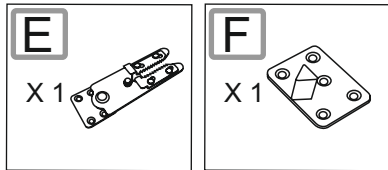
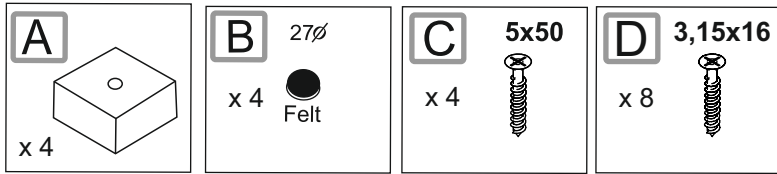


Chaise longue with 1 armrest L/R

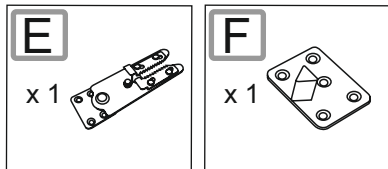
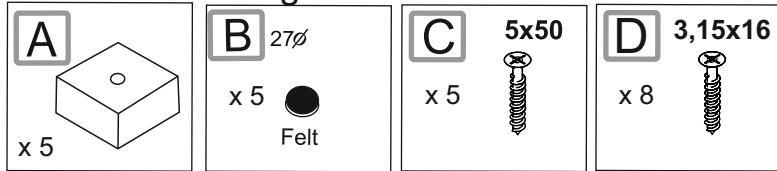


Footstool

Component - Fittings



For a Chaise longue with 1 armrest



Assembly instruction

